

C-G-D MS


MARCHING BAND

Tom Klaver: Director

THE LEFT FOOT IS #1.....THE RIGHT FOOT IS #2

(1) Attention:

Command: "Band, A-Ten-Hut!" Response: "and 1 and 2!"


2/4 
"Band A - Ten - Hut" "& 1 & 2"

Begin with heels together, toes spread to a 45* angle

- *Execution:
- "and": lift left leg, thigh parallel to the ground, calf at a 90* angle, toe pointing down.
 - "1": return left leg to original position, toe first, then heel
 - "and": right foot jets out, right toes "pet the grass"
 - "2": return right foot to original position

(2) Mark Time March:

Command: "Band, Mark Time March!" Response: "Huh!"


2/4 
"Band Mark Time March" "Huh"

This maneuver is used to march in place without moving.

- *Execution:
- "huh": to lift the left heel starting from attention, or to plant the right foot while marching forward to end the forward progress

(3) Forward March:

Command: "Band, Forward March!" Response: "Huh!"


2/4 
"Band" For - ward March" "Huh" (step)

Begin from "Attention" or from "Mark Time March"

- *Execution: - "Huh": Remain planted Shout "Huh" for a low step
- "Step": Step forward with the LEFT foot
-

(4) Halt:

Command: "Band....HALT!" Response: 2 - 1- Kick Down!

2/4 
"Band" Halt " " 2 1 Kick Down"

Begin with either low mark time, or high mark time, feet moving to the beat

- *Execution: - "2": Plant the right foot
- "1": Plant the left foot
- "kick": right foot jets out, right toes "pet the ground"
- "down": return right foot to original position
-

VOCABULARY:

- RANK: A row of band members standing side by side.
- FILE: A row of band members directly in front of or behind each other.
- RIGHT GUIDE: Band member on the far right side of the rank.
- LEFT GUIDE: Band member on the far left side of the rank.
- DRESS / GUIDE: To arrange or correct alignment, usually in ranks, to the right.
- COVER / COVER DOWN: To correct alignment in files. Stand or march directly behind the person in front of you.
- INTERVAL: The space between files, ranks, or other band members.
- PREPARATORY COMMAND: Tells you WHAT to do.
- COMMAND (Response) OF EXECUTION: Tells you WHEN to do it.
- FALL IN: Take up position in the formation.
- FALL OUT: Band members may leave position in the formation, but should remain within an earshot.
- DISMISSED: Drill practice or rehearsal is finished.